

KG-Keyless Pulleys

8YU

Pitch 8mm

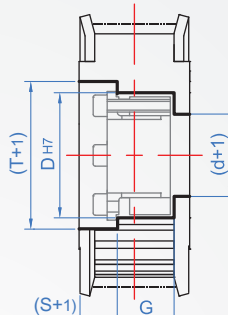
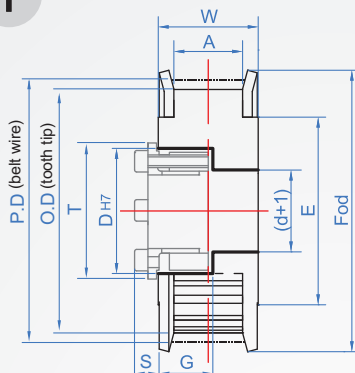


Main Part	Flang	Finish
A6061	Aluminum	AS Clear anodizing
		AB Black anode
		AK Electroless nickel
		AN Electroless nickel
S45C	Iron	TB Black oxide
		TN Electroless nickel

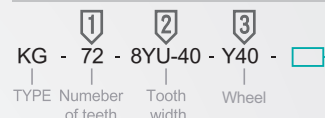
Y Bulge Type

Z Bury Type
When $(S+1)+G \geq W$ the bottom in through hole.

※KG series does not include the power lock. Please select in LP458 series if necessary.



How to order



Material and finish chosen

A6201+Clear anodizing.....	AS
A6201+Black anode.....	AB
A6201+Hard anodized.....	AK
A6201+Electroless nickel.....	AN
S45C+Black oxide.....	TB
S45C+Electroless nickel.....	TN

Number of teeth	Tooth width	Wheel	Type Y Applicable for aperture d					Type Z Applicable for aperture d			Number of teeth	P.D	O.D	E	Fod	
			15	20	25	30	40	20	30	40						
18	8YU-15 A=17 W=22	Bulge type Y	8~12	8~12	8~12	8~12	8~12	8~10	8~10	8~10	18	45.84	44.46	35	50	
19			8~16	8~16	8~16	8~16	8~16	8~12	8~12	8~12	19	48.38	47.01	40	55	
20			8~16	8~16	8~16	8~16	8~16	8~12	8~12	8~12	20	50.93	49.56	40	55	
22			8~19	8~19	8~19	8~19	8~19	8~14	8~14	8~14	22	56.02	54.65	44	62	
24			8~19	8~19	8~19	8~19	8~19	8~16	8~16	8~16	24	61.12	59.74	50	70	
25			8~19	8~19	8~19	8~19	8~19	8~16	8~16	8~16	25	63.66	62.29	50	70	
26			8~19	8~19	8~19	8~19	8~19	8~16	8~16	8~16	26	66.21	64.84	55	75	
28			8YU-20 A=22 W=27	Bury type Z	10~22	10~22	10~22	10~22	10~22	10~19	10~19	28	71.3	69.93	60	80
30			10~25		10~25	10~25	10~25	10~22	10~22	30	76.39	75.02	65	85		
32			10~25		10~25	10~25	10~25	10~22	10~22	32	81.49	80.12	70	90		
34	10~30	10~30	10~30		10~30	10~28	10~28	34	86.58	85.21	75	95				
36	8YU-25 A=28 W=33	10~30	10~30		10~30	10~30	10~28	10~28	36	91.67	90.3	75	95			
38	10~35	10~35	10~35		10~35	10~35	10~35	38	96.77	95.39	85	105				
40	10~35	10~35	10~35		10~35	10~35	10~35	40	101.86	100.49	90	110				
42	8YU-30 A=33 W=38	10~35	10~35		10~35	10~35	10~35	42	106.95	105.58	95	115				
44	10~45	10~45	10~45		10~45	10~45	10~45	44	112.05	110.67	98	118				
46	10~45	10~45	10~45		10~45	10~45	10~45	46	117.14	115.77	105	125				
48	8YU-40 A=44 W=49	10~45	10~45	10~45	10~45	10~45	48	122.23	120.86	110	128					
50	10~50	10~50	10~50	10~50	10~50	10~50	50	127.32	125.95	110	135					
60	10~40	10~40	10~40	10~40	10~40	10~40	60	152.79	151.42	128	160					
70	10~40	10~40	10~40	10~40	10~40	10~40	70	178.25	176.88	157	188					
72	10~40	10~40	10~40	10~40	10~40	10~40	72	183.35	181.97	157	188					
80	10~60	10~60	10~60	10~60	10~60	10~60	80	203.72	202.35	180	210					
90	10~60	10~60	10~60	10~60	10~60	10~60	90	229.18	227.81	195	235					
100	10~60	10~60	10~60	10~60	10~60	10~60	100	254.65	253.28	220	260					

※CheNa can also design and manufacture parts other than the number of teeth and shaft diameter in the above table.

LP458 shaft sleeve size table

	Unit : mm																											
d	8	10	12	14	15	16	18	20	22	24	25	28	30	32	35	38	40	45	50	55	60	65						
D	21	23	26	28	29	30	32	38	40	42	43	46	48	50	57	60	62	67	72	77	82	87						
G	15				18				22	23	24				25	27	28				29							
S	6				6.5				8				8.5				10				10.5				11			
T	23.5	25.5	28.5	30.5	31.5	32.5	34.5	42	44	46	47	50	52	54	62	65	67	72	77	83	87	92						