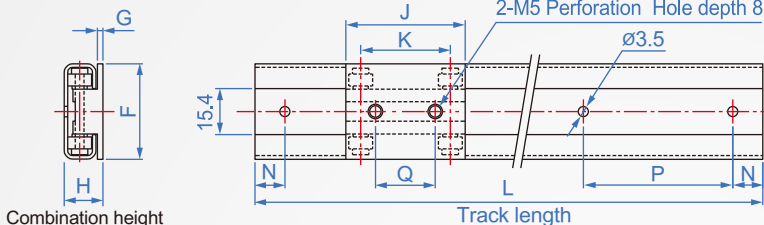


Bearing BL616 SUS



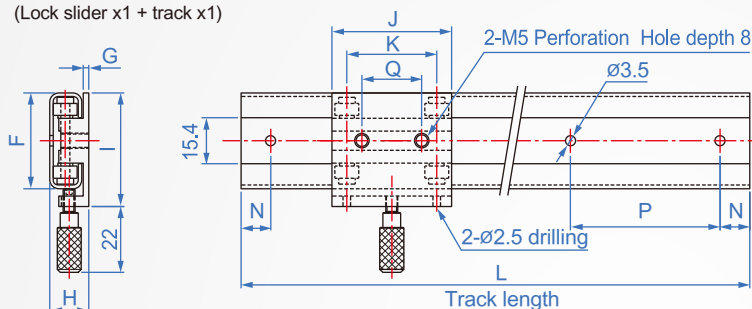
A Standard combination (Standard slider x1 + track x1)



Purchased separately

Single product	Material	Handle
A Standard slider	SUS304	-
B Lock the slider		Screw part: SUS304 Front part: Engineering plastic
C Track		-
D Stop	Blue nylon	-

B Locking combination (Lock slider x1 + track x1)



Purchased separately

How to order

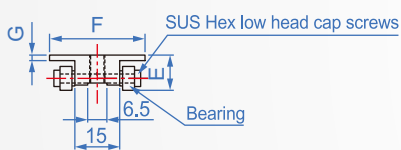
LB204 - **1** - 16 - 70
TYPE H L

Shopping combination
Standard sliderx1..... **A**
Standard sliderx2..... **2A**
Lock the sliderx1..... **B**

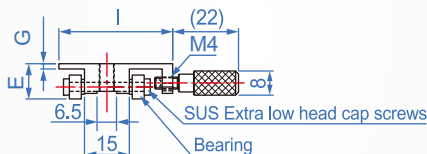
※ A、B、C、D Can be purchased separately.

Combination height
Single

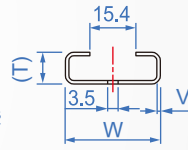
A Slider



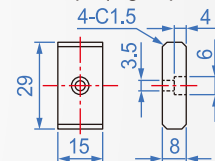
B Lock the slider



C Track



D Stops (2 groups of 1)



2 Unit : mm

Combined height H	Load rating N	Slide parts size							Guide rail parts size					Bearing
		F	J	K	P	G	E	I	W	P	N	(T)	V	
13	380	32	40	30	20	1.8	11.8	38	32	50	10	10.7	1.2	SUS693ZZ
16	460	33	50	38	28	2.2	14.55	39	33	40	15	13.3	1.5	SUS623ZZ

kgf=Nx0.102

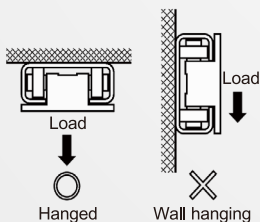
Unit : mm

Combined height H	Number of mounting holes L	Number of mounting holes																									
		2	3	4	5	6	7	8	9	10	11	12	13	14	15	16	17	18	19	20	21	22	23	24	25	26	
13		70	120	170	220	270	320	370	420	470	520	570	620	670	720	770	—	—	—	—	—	—	—	—	—	—	—
16		70	110	150	190	230	270	310	350	390	430	470	510	550	590	630	670	710	750	790	830	870	910	950	990	1030	

※For the installation of the track, please use the lower head hexagon socket head screw (WA730-M3) °

Load direction

Guide rail typically used on desktop horizontal movement, also very suitable for use hanged manner; but can't be used in hanging on the wall.



Fastening retentivity

(Reference value : Allowable torque 0.3N · m)

E	Retentivity(kg)
13	3.9
16	5.2

Accuracy Standard

High H size tolerance ±0.2
High H Mutual difference of the same group ±0.2

