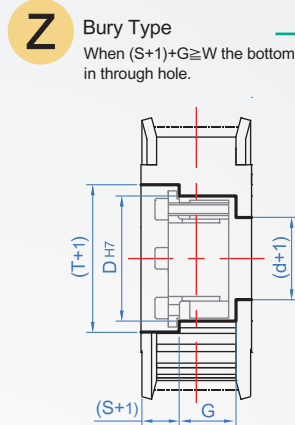
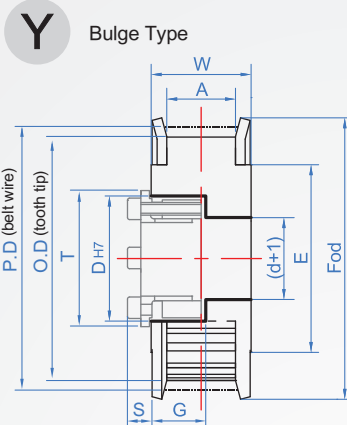


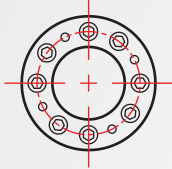
## KG-Keyless Pulleys

# S5M

Pitch 5mm



※KG series does not include the power lock. Please select in LP458 series if necessary.



Main Part	Flang	Finish
A6201	Aluminum	AS Clear anodizing
		AB Black anode
		AK Electroless nickel
		AN Electroless nickel
S45C	Iron	TB Black oxide
		TN Electroless nickel

### How to order

1 2 3  
 KG - 40 - S5M-15 - Y25 -     
 TYPE Number of teeth Tooth width Wheel

#### Material and finish chosen

A6201+Clear anodizing.....	<span style="border: 1px solid black; padding: 2px;">AS</span>
A6201+Black anode.....	<span style="border: 1px solid black; padding: 2px;">AB</span>
A6201+Hard anodized.....	<span style="border: 1px solid black; padding: 2px;">AK</span>
A6201+Electroless nickel.....	<span style="border: 1px solid black; padding: 2px;">AN</span>
S45C+Black oxide.....	<span style="border: 1px solid black; padding: 2px;">TB</span>
S45C+Electroless nickel.....	<span style="border: 1px solid black; padding: 2px;">TN</span>

Number of teeth	Tooth width	Wheel	Type Y Applicable for aperture d				Type Z Applicable for aperture d			Number of teeth	P.D	O.D	E	Fod
			10	15	20	25	15	20	25					
			Unit : mm											
20	S5M-10 (A=11 W=16)	Bulge type Y	8	8	8	8	-	-	-	20	31.83	30.87	24	35
22			8~10	8~10	8~10	8~10	8	8	8	22	35.01	34.05	28	40
24			8~12	8~12	8~12	8~12	8~10	8~10	8~10	24	38.2	37.24	30	42
25														
26			8~16	8~16	8~16	8~16	8~10	8~10	8~10	26	41.38	40.42	34	47
28														
30			8~19	8~19	8~19	8~19	8~12	8~12	8~12	30	47.75	46.79	40	52
32														
34			5SM-15 (A=17 W=22)	Bulge type Y	8~19	8~19	8~19	8~16	8~16	34	54.11	53.15	44	62
36														
38	8~22	8~22	10~22	10~22	8~12	8~12	8~12	38	60.48	59.52	52.5	67.5		
40													40	63.66
42	S5M-20 (A=22 W=27)	Bury type Z	8~12	10~25	10~25	10~19	10~19	42	66.85	65.89	58	71		
44													44	70.03
46	10~22	10~22	10~30	12~30	10~19	10~19	10~25	46	73.21	72.25	60	80		
48													48	76.39
50	S5M-25 (A=27 W=32)	Bury type Z	10~22	10~35	14~35	10~19	10~30	50	79.58	78.62	65	85		
60													60	95.49
70	10~40	10~40	14~50	14~50	10~19	10~30	10~30	70	111.41	110.45	98	118		
72													72	114.59
80	14~60	14~60	14~60	14~60	10~19	10~30	10~30	80	127.32	126.36	110	135		
90													90	143.24
100	100	159.15	158.21	130	165									

※CheNa can also design and manufacture parts other than the number of teeth and shaft diameter in the above table.

#### LP458 shaft sleeve size table

	Unit : mm																							
d	8	10	12	14	15	16	18	20	22	24	25	28	30	32	35	38	40	45	50	55	60	65		
D	21	23	26	28	29	30	32	38	40	42	43	46	48	50	57	60	62	67	72	77	82	87		
G	15			18				22		23	24			25	27		28			29				
S	6			6.5				8			8.5			10			10.5			11				
T	23.5	25.5	28.5	30.5	31.5	32.5	34.5	42	44	46	47	50	52	54	62	65	67	72	77	83	87	92		