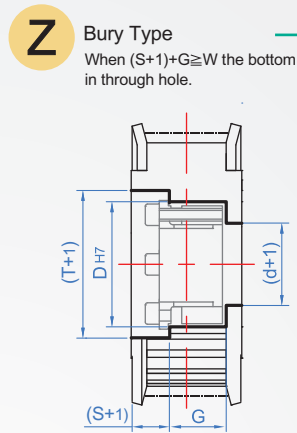
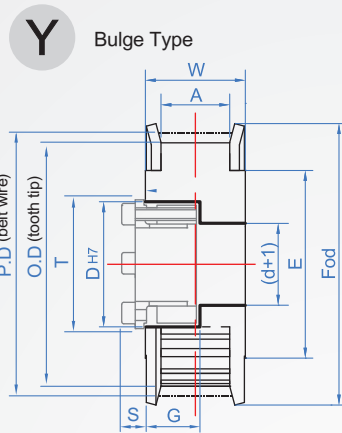


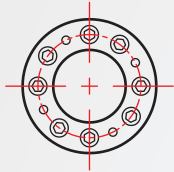
KG-Keyless Pulleys

S3M

Pitch 3mm



※KG series does not include the power lock. Please select in LP458 series if necessary.



Main Part	Flang	Finish
A6201	Aluminum	AS Clear anodizing
		AB Black anode
		AK Electroless nickel
S45C	Iron	AN Electroless nickel
		TB Black oxide
		TN Electroless nickel

How to order

1 KG - 2 34 - 3 S3M-15 - Y10 - 4
 TYPE Number of teeth Tooth width Wheel

Material and finish chosen

A6201+Clear anodizing.....	AS
A6201+Black anode.....	AB
A6201+Hard anodized.....	AK
A6201+Electroless nickel.....	AN
S45C+Black oxide.....	TB
S45C+Electroless nickel.....	TN

Number of teeth	Tooth width	Wheel	Type Y Applicable for aperture d					Type Z Applicable for aperture d		Number of teeth	P.D	O.D	E	Fod		
			10			15		20							15	20
			8	8	8	8	8	8	8							
32	S3M-10 A=11 W=15	Bulge type Y	8	8	8	-	-	32	30.56	29.8	25	35				
34			8~10	8~10	8~10	-	-	34	32.47	31.71	28	40				
36			8~10	8~10	8~10	8	8	36	34.38	33.62	31.6	40				
38			8~10	8~10	8~10	8	8	38	36.29	35.53	31.6	40				
40			8~10	8~10	8~10	8	8	40	38.2	37.44	32.5	43.5				
42			S3M-15 A=17 W=21	Bulge type Y	8~12	8~12	8~12	8~10	8~10	42	40.11	39.35	33	45		
44					8~12	8~12	8~12	8~10	8~10	44	42.02	41.25	36	48		
46					8~12	8~12	8~12	8~12	8~12	46	43.93	43.16	37	49		
48					8~12	8~12	8~12	8~12	8~12	48	45.84	45.07	37	49		
50					8~12	8~12	8~12	8~12	8~12	50	47.75	46.98	40	52		
60	S3M-20 A=22 W=27	Bury type Z			8~12	8~12	10~22	8~12	8~12	60	57.3	56.53	52	61		
70					8~12	8~12	10~22	8~12	8~12	70	66.85	66.08	58	71		
72					8~12	8~12	10~22	8~12	10~19	72	68.75	67.99	59	73		
80					8~12	8~12	10~22	8~12	10~19	80	76.39	75.63	60	80		
90					8~12	8~12	10~22	8~12	10~19	90	85.94	85.18	70	90		
100	8~12	8~12	10~22	8~12	10~19	100	95.49	94.73	80	100						

※CheNa can also design and manufacture parts other than the number of teeth and shaft diameter in the above table.

LP458 shaft sleeve size table

	Unit : mm												
d	8	10	12	14	15	16	18	20	22	24	25	28	30
D	21	23	26	28	29	30	32	38	40	42	43	46	48
G	15			18				22		23		24	
S	6			6.5				8				8.5	
T	23.5	25.5	28.5	30.5	31.5	32.5	34.5	42	44	46	47	50	52